

THE DATA CONTAINED HEREIN IS RELEASED UNDER EMBARGO AND MAY NOT BE RE-PUBLISHED OR REFERENCED WHOLE UNTIL 10 JUNE 2020 AT 00:01 UTC.



Who rules?

The world's top universities in 2021

Fact File

Summary Version

Technical University of
Liberec



CONTENTS

Welcome	3
Methodology: Indicators & Weightings	4
Methodology: 2021 Edition Overview	5
EduData Summit	6
2021 Overall Results	7
Ranks & Scores by Indicator	8
Underlying Data & Ratios	9

THE 2021 QS WORLD UNIVERSITY RANKINGS
WILL BE LAUNCHED ON 10 JUNE 2020
www.topuniversities.com

WELCOME!

The **QS World University Rankings 2021** will be published on [topuniversities.com](https://www.topuniversities.com) on 10 JUNE 2020.

This file provides the detailed results for your institution and the data that has been used to calculate the ranks and scores.

It should also provide you with useful information for any media communication you might need to prepare prior to launch.

Technical University of Liberec

Established in 1953

Czech Republic

INSTITUTION CLASSIFICATION

QS Classifications make it easier to quickly identify and compare institutions with similar characteristics. To find out more about how the classifications are compiled please visit www.iu.qs.com

AGE BAND	Historic	Mature	Established	Young	New
SIZE	Very Large	Large	Medium	Small	
STATUS	Public	Private - Not for Profit		Private	
RESEARCH INTENSITY	Very High	High	Moderate	Low	
SUBJECT AREA FOCUS	Comprehensive+	Comprehensive	Focused	Specialist	

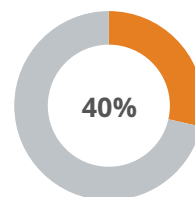
METHODOLOGY:

INDICATORS & WEIGHTINGS

The QS World University Rankings® have been published since 2004. Whilst the headline measures have not changed since 2005, we introduce refinements to provide even stronger results year after year.

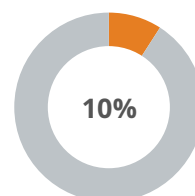
Academic Reputation

Taken from the annual survey conducted by QS designed to evaluate the perceptions of academics from around the world regarding the best institutions in terms of research. In this edition, over 102,500 responses were recorded globally.



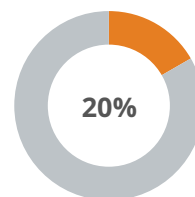
Employer Reputation

Taken from the annual QS survey aimed at gathering the views of employers around the world on the institutions providing the best professionals. For the 2021 edition, around 52,000 responses were analysed.



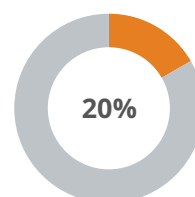
Faculty Student

This is the ratio between the number of academic staff and number of students. A higher number of teachers per student is an indirect indicator of the commitment of the institutions to high-quality teaching.



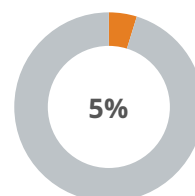
Citations per Faculty

This ratio measures the average number of citations obtained per faculty member, and is an estimate of the impact and quality of the scientific work produced by universities. This indicator is calculated using data from Scopus. To avoid anomalous results, an affiliation cap is applied discarding papers with an unusually high number of affiliations. Self-citations are excluded and citation counts are normalized, ensuring that citations achieved in each of the five broad faculty areas are weighted equally (more information: bit.ly/1RbERTx).



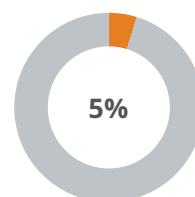
International Faculty

The International Faculty Index is simply based on the proportion of faculty members that are international. It is a proxy measure for how internationally attractive the university is to academic staff. Universities based in locations known for attracting high proportions of expatriates perform well here such as those in Hong Kong, Switzerland and UAE.



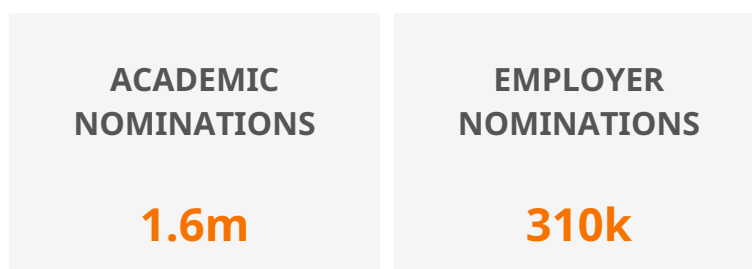
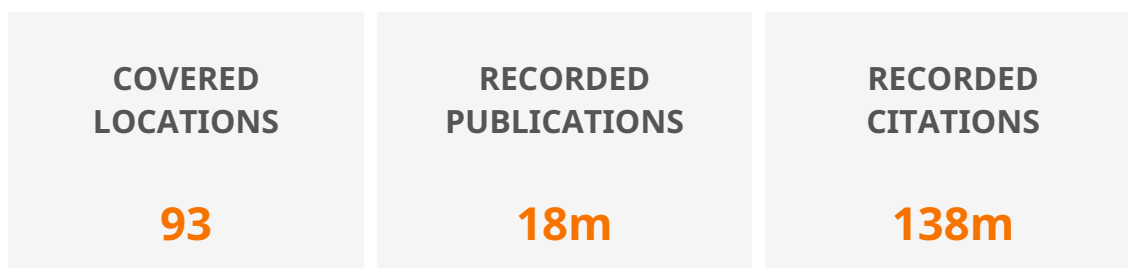
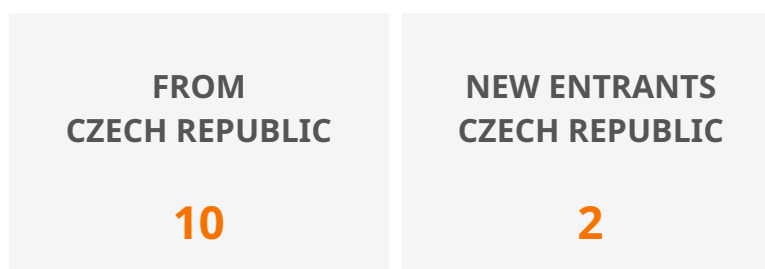
International Students

Similar in nature to the International Faculty Index, the International Students Index is based on the proportion of students that are international. It is a proxy measure for how internationally attractive the university is to students. Attracting international faculty and students can be challenging for institutions that are more nationally or regionally focussed.



METHODOLOGY:

2021 EDITION OVERVIEW





EduData summit — SERIES —

The online series for experts in
Data & Analytics in Higher Education

Series Program

3 June 2020 Wednesday	Data-driven Innovation towards a sustainable future
9 June 2020 Tuesday	QS Rankings and World University Rankings Preview
16 June 2020 Tuesday	QS Rankings Workshop
25 June 2020 Thursday	Higher Ed Analytics: Using R to explore global trends



Discover more at www.edudatasummit.com

#EduDataSeries

2021 OVERALL RESULTS

Technical University of Liberec

OVERALL RANK
751-800

IN THE 2021 EDITION THE INSTITUTION PERFORMED IN THE 751-800 RANK RANGE.

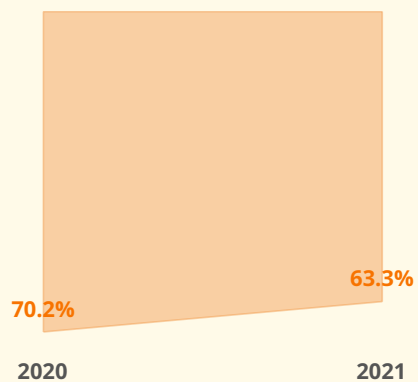
RANKINGS TREND



TOP 64%

In the 2021 edition, the institution performed among the top 64% in the QS World University Rankings.

PERCENTILE EVOLUTION QS WORLD UNIVERSITY RANKINGS



RANKS BY INDICATOR

2021 EDITION

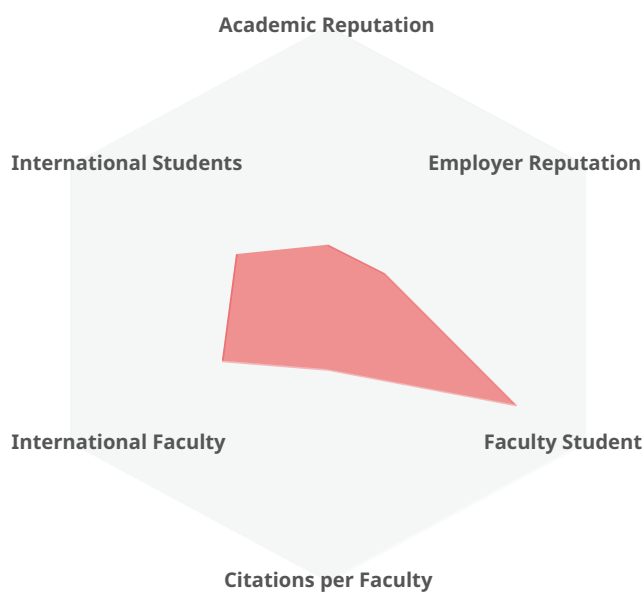
YEAR ON YEAR SWING

Academic Reputation	501+	▼	
Employer Reputation	501+	▼	
Citations per Faculty	601+	▼	
Faculty Student	292	▲	12
International Faculty	599	▼	-26
International Students	601+	▼	

At 292 globally, the **Faculty Student** is the strongest indicator for **Technical University of Liberec**.

SCORES BY INDICATOR

EACH INDICATOR CAN REACH A MAXIMUM OF 100 POINTS



Overall	15.6
Academic Reputation	4.5
Employer Reputation	4.8
Faculty Student	53.1
Citations per Faculty	5.6
International Faculty	16.9
International Students	12.7

UNDERLYING DATA & RATIOS

This is the underlying data used for rankings calculations and has undergone extensive checking but this is a major undertaking so if anything raises questions, please contact us as at rankings@qs.com.

A technical explanation of the citations normalization process can be accessed here: <https://bit.ly/1RbERtx>

VERIFIED DATA

Students	5,129
International Students	456
Faculty Staff	566
International Faculty	53
Citations (Normalized)	8,647
Citations (Excluding Self-Citations)	4,861
Citations (Including Self-Citations)	7,466
Papers	2,197

The figures above are full-time equivalent (FTE). In those cases where only the headcounts were available, the FTE was calculated by applying a ratio based on country or regional average.


Papers period: 2014-2018 | Citations period: 2014-2019

Bibliometric data


Powered by Scopus®

The following charts present the ratios utilized for rankings calculations for your institution, compared against the global median results.

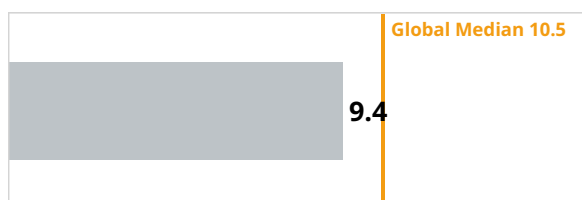
FACULTY STUDENT RATIO
Faculty staff per 100 students



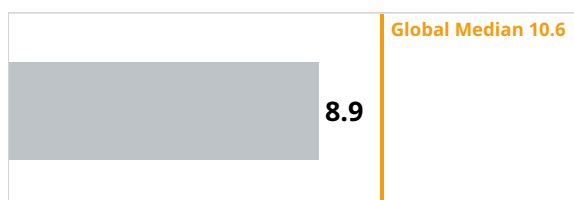
CITATIONS PER FACULTY
Normalized citations per faculty member



INTERNATIONAL FACULTY RATIO
International faculty staff per 100 faculty members



INTERNATIONAL STUDENTS RATIO
International students per 100 students





Enabling higher education institutions to achieve their objectives through evidence based decision making

QS Stars

The QS rating system is an evidence-based quality standard that evaluates an institution on a range of key performance areas awarding them between 1 and 5+ stars. As well as guiding internal improvement strategies, QS Stars highlights an institution's main strengths to potential students and partners.

Rankings Tracker

Provides comparative data regarding an institution's ranking performance relative to a set of selected peer universities.

Subject Rankings Tracker

Enables higher education institutions to acquire exclusive, detailed data underlying ranks and scores in up to 48 academic areas.

Academic Reputation Tracker

Gives you insights into your institution's academic performance based on QS Academic Survey responses.

Employer Reputation Tracker

Grants you access to our comprehensive analysis of your institution's employer performance based on QS Employer Survey responses.

Rankings Entry Evaluation


Provides non-ranked institutions with a thorough evaluation into the QS World University Rankings entry requirements.

MoveON

Improves mobility programs that support thousands of incoming and outgoing students throughout the year.

Consultancy

As a leading global advisor on higher education strategy, we work with universities, organizations, think tanks, and governments to identify high-impact opportunities and to design strategies in line with national, regional and global market trends to achieve educational excellence.

A photograph showing three people (two women and one man) sitting around a round table in a modern office setting, looking at documents and a laptop. The scene is brightly lit with orange chairs and a concrete floor.

A leading global higher education advisory that works with universities, organizations, think tanks and government in pursuit of educational excellence



Data Solutions

Our analyses identify institutional strengths, gaps and opportunities individually and comparatively at national, regional and global levels. Based on these findings, we develop a comprehensive set of strategic recommendations to ensure robust standards and potentially an improved rankings performance.



Frameworks

Based on client targets and directives, we create bespoke systems of assessment and performance for institutional restructuring, benchmarking or road mapping towards further growth and development.



Global Engagement

We take a hands-on approach to advice on best, innovative practices for an institution to deepen its internationalization strategies and consequently raise its international profile. These constructive processes have a strong degree of implementation, with the possibility of added strategic support following the engagement.



Strategic Auditing

In a strategic audit, we evaluate different institutional areas and analyze their contribution to the institution individually and collectively, as well as how they compare against best international standards and practices. This analysis is then compiled to form strategic recommendations.

For more information, please contact consulting@qs.com

REINTRODUCING QS IN CONVERSATION

An online series bringing together
higher education's thought leaders

- MAY
- Student engagement in a digital world 7 May 2020
 - Future proofing graduate employability during crisis 26 May 2020
- JULY
- Virtual partnerships in the new world 7 July 2020
 - Building upon reputation to form partnerships 30 July 2020
- AUGUST
- Digital transformation in learning 11 August 2020
 - Engaging with employers 27 August 2020
- SEPTEMBER
- Quality assurance in online education 8 September 2020
- OCTOBER
- TNE partnerships at home 6 October 2020
- *For illustration purposes only*

FIND OUT MORE at
qsconversation.com

#QSinconversation





WEBSITE & SOCIAL MEDIA AUDIT

Why is this useful?

Recommendations made throughout the audit will help you enhance your reputation among the wider academic and industry community.

What is it?

The focus of the Web & Social Media Audit is to determine how effective your institution's online presence is.

An effective website and social media strategy can help you build your institution's profile and reputation among your stakeholders as well as global online visitors.

How does it work?

The Web & Social Media Audit assess your institution on all of the following key features:

- **User experience** from the perspective of:



Academic community




Industry



Prospective students

- **Benchmarking**
- **Search Engine Optimisation (SEO)**
- **Visibility**
- **Google Analytics**
- **Mobile accessibility**



COMMUNICATION STRATEGY

In addition to the Web & Social Media Audit, we can also audit your existing communication plan or develop a brand new communication strategy to help you enhance your brand even further.